VB6

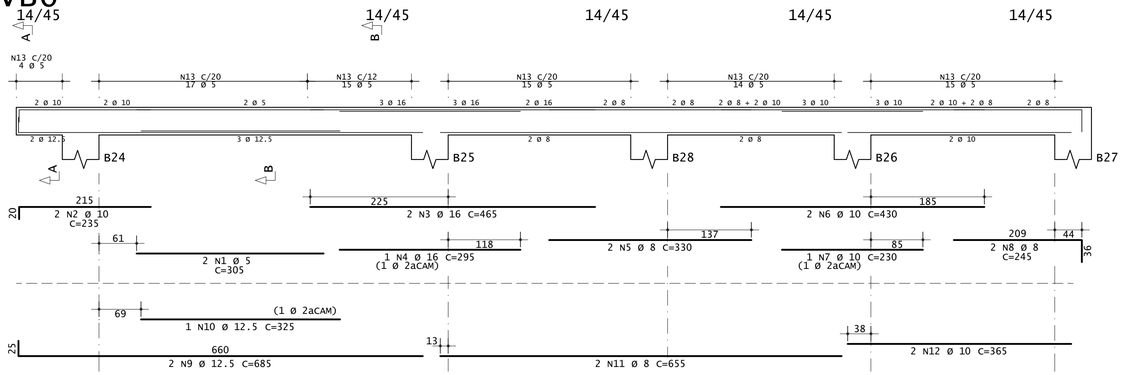

Corte A

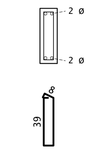

4 N13 Ø 5 C=109

Corte B

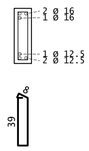

76 N13 Ø 5 C=109

VB8

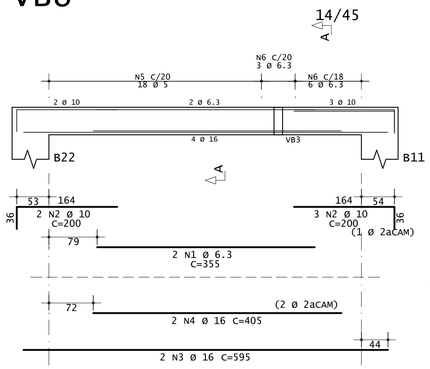

Corte A

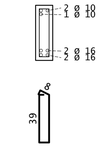

18 N5 Ø 5 C=109
9 N6 Ø 6.3 C=110

VB9

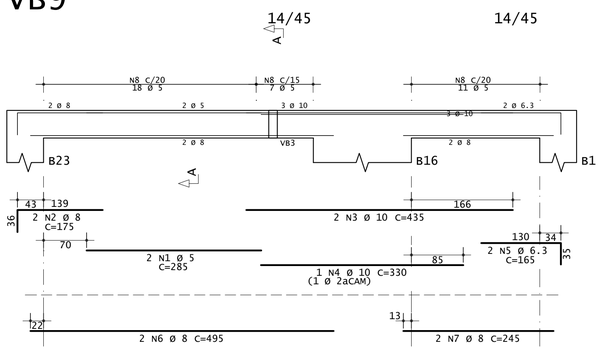

Corte A

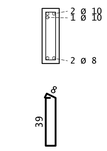

36 N8 Ø 5 C=109

AÇO		POS	BIT (mm)	QUANT	COMPRIMENTO UNIT (cm)	COMPRIMENTO TOTAL (cm)
VB6						
	60A	1	5	2	305	610
	50A	2	10	2	235	470
	50A	3	16	2	465	930
	50A	4	16	1	295	295
	50A	5	8	2	330	660
	50A	6	10	2	430	860
	50A	7	10	1	230	230
	50A	8	8	2	245	490
	50A	9	12.5	2	685	1370
	50A	10	12.5	1	325	325
	50A	11	8	2	655	1310
	50A	12	10	2	365	730
	60A	13	5	80	109	8720
VB8						
	50A	1	6.3	2	355	710
	50A	2	10	5	200	1000
	50A	3	16	2	595	1190
	50A	4	16	2	405	810
	60A	5	5	18	109	1962
	50A	6	6.3	9	110	990
VB9						
	60A	1	5	2	285	570
	50A	2	8	2	175	350
	50A	3	10	2	435	870
	50A	4	10	1	330	330
	50A	5	6.3	2	165	330
	50A	6	8	2	495	990
	50A	7	8	2	245	490
	60A	8	5	36	109	3924
VB10						
	50A	1	8	2	225	450
	50A	2	6.3	2	200	400
	50A	3	10	2	295	590
	60A	4	5	12	109	1308
VB11						
	60A	1	5	2	205	410
	50A	2	8	4	175	700
	50A	3	10	2	400	800
	50A	4	10	1	290	290
	60A	5	5	18	109	1962
VB12						
	50A	1	6.3	2	375	750
	50A	2	8	2	285	570
	60A	3	5	12	109	1308
VB13						
	60A	1	5	2	205	410
	50A	2	8	4	175	700
	50A	3	10	2	400	800
	50A	4	10	1	290	290
	60A	5	5	18	109	1962
VB14						
	50A	1	8	2	395	790
	50A	2	10	2	310	620
	50A	3	10	1	240	240
	60A	4	5	12	109	1308
VB15						
	50A	1	6.3	2	325	650
	50A	2	12.5	2	265	530
	60A	3	5	10	109	1090
VB16						
	60A	1	5	2	205	410
	50A	2	8	4	175	700
	50A	3	10	2	400	800
	50A	4	10	1	290	290
	60A	5	5	18	109	1962
VB18						
	60A	1	5	2	205	410
	50A	2	8	4	175	700
	50A	3	10	2	400	800
	50A	4	10	1	290	290
	60A	5	5	18	109	1962

RESUMO DE AÇO			
AÇO	BIT (mm)	COMPR (m)	PESO (kg)
60A	5	303	47
50A	6.3	38	9
50A	8	89	35
50A	10	103	64
50A	12.5	22	21
50A	16	32	51
Peso Total	60A =		47 kg
Peso Total	50A =		180 kg

VB10

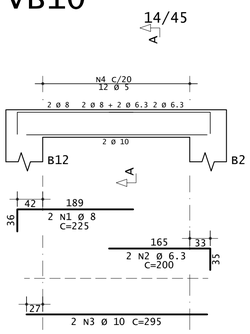

Corte A

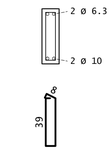

12 N4 Ø 5 C=109

VB11

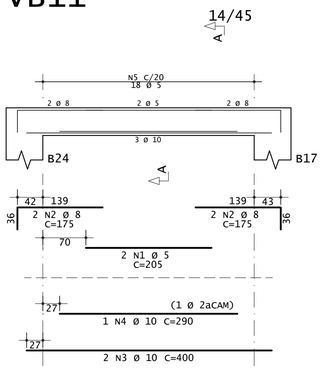

Corte A

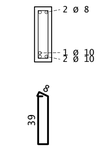

18 N5 Ø 5 C=109

VB12

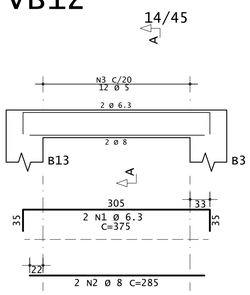

Corte A

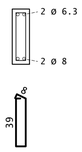

12 N3 Ø 5 C=109

VB13

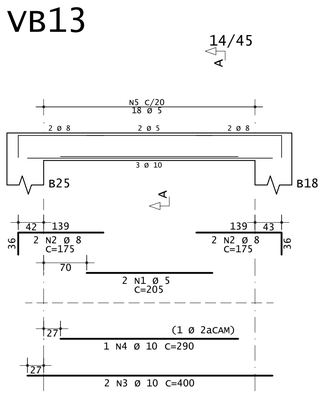

Corte A

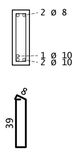

18 N5 Ø 5 C=109

VB14

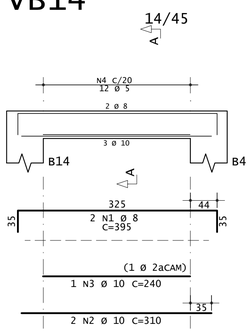

Corte A

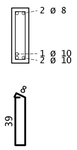

12 N4 Ø 5 C=109

VB15

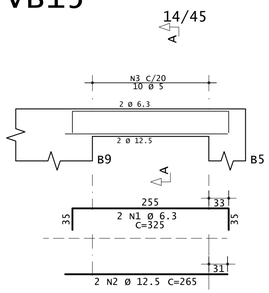

Corte A

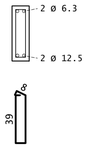

10 N3 Ø 5 C=109

VB16

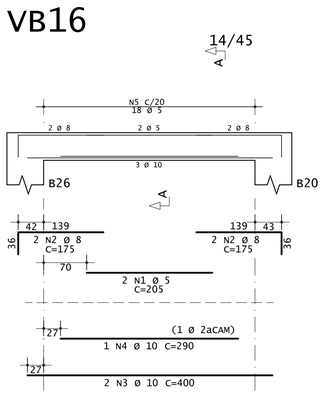

Corte A

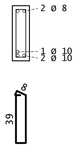

18 N5 Ø 5 C=109

VB18

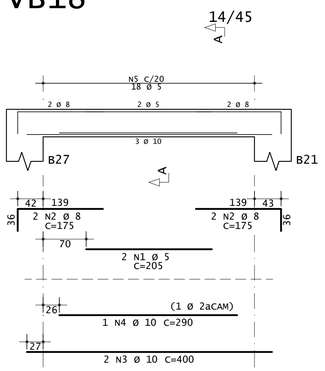

Corte A

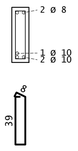

18 N5 Ø 5 C=109

FONTE : UBS-01

AUTORES DO PROJETO / COLABORADORES

CDHU — Desenvolvimento e gestão

Arq. IRENE BORGES RIZZO — Coordenação — ART

Equipe Técnico: Arq. LUIZ GUSTAVO DELLA NOCE — Gestão e autoria da arquitetura — ART

Equipe Técnico: João Henrique L. Damasceno — Engenheiro — CREASP5068946337 — ART

NOTAS:

1 — MEDIDAS EM CENTIMETROS, NÍVEIS EM METROS.

2 — NÃO TOMAR MEDIDAS EM ESCALA

3 — CONCRETO fck >= 25 MPa

4 — AÇO CA50 E CA60

5 — COBRIMENTO = 3 cm

6 — O TIPO E O COMPRIMENTO DAS ESTACAS DEVERÁ SER DEFINIDO PARA CADA LOCAL DE IMPLANTAÇÃO APÓS ANÁLISE GEOTÉCNICA POR ENGENHEIRO HABILITADO QUE EMITIRÁ PARECER TÉCNICO DE FUNDAÇÕES

7 — EXECUTAR ESTACAS SOB SUPERVISÃO DE ENGENHEIRO ESPECIALIZADO

Revisões (discriminação)	Nº	Data	Rubrica
RETIRADA DAS ALVENARIAS DE 9cm	02	27/JUL/21	TCB
REVISÃO GERAL	01	02/JUL/21	TCB

CDHU Companhia de Desenvolvimento Habitacional e Urbano

Rua Boa Vista,170. CEP. 01014-000. São Paulo. Tel.2505.2000. CGCMF 47.865.597/0001-09

PROJETO

UNIDADE BÁSICA DE SAÚDE

CÓDIGO

U | B | S | | | — 01

TÍTULO

ESTRUTURAS

AREA: EST | FOLHA: 10/11

ASSUNTO

ARMAÇÃO DAS VIGAS BALDRAMES 2/2

ESCALA GRÁFICA: 0 0,5 1,0 1,5(m)

ESCALA NOMINAL: INDICADAS

DATA: MAI/2021

ASSINATURAS

proprietário — cgc

aprovação do projeto — responsável técnico: LUIZ GUSTAVO DELLA NOCE — c.r.e.a. 5060240851 — pref. — a.r.t.

obra — responsável técnico: ALEXANDRE GRECCO MARIUTTI — c.r.e.a. 0682602140 — pref. — a.r.t.

ESPAÇO PARA APROVAÇÃO

LISTA 1

CÓDIGO CDHU EMPREENDIMENTO

Programa	Região	Município	Terreno	Fase	Versão	Etapa do Projeto
						P E